

DAE
7/12/07
11:10 AM

MIGRATION, SEX RATIOS AND
VIOLENT CRIME:
EVIDENCE FROM MEXICO'S MUNICIPALITIES

Jesús Viejo[§]

(Preliminary Version, Please Do Not Cite or Quote Without Permission)

Abstract

A rather unexplored consequence of Mexican net international migration, strongly dominated by the emigration of working age males to the U.S., is the creation of significant community level sex ratio imbalances in Mexico. I use a municipal level data set to explore empirically the effect of male-to-female ratios on homicides rates. OLS estimates suggest that for the average Mexican municipality, a decline in one male per each hundred females results in a decline of about 0.4-0.6 homicides per 100,000 inhabitants. This *incapacitation* effect persists after controlling for socio-economic characteristics and municipal level fixed effects. In order to establish causality I use the occurrence of natural disasters at the municipal level as an exogenous migration *push* instrument. IV estimates suggest that OLS estimates may be biased downward and that there is indeed a *causal* crime reducing effect of migration operating through sex ratios.

JEL No.: K4, O54

[§] The author is a Ph.D. candidate in economics at Boston University. Special thanks to Robert A. Margo and Jeffery G. Williamson for detailed comments and suggestions. This paper also benefited from comments from Sujata Visaria, Kevin Lang and seminar participants at Harvard University. All remaining errors are mine.

1. Introduction

The United States and Mexico share the tenth longest border in the world and also one of the most dissimilar economically. Mexico's per capita income as a fraction of that of the U.S. has oscillated from being about a third in the early 1900s to about a fourth currently.¹ Historically, Mexican migration has responded to incentives triggered by such income differential and has been particularly driven by flows of working age males being *pulled* by the demand for manual labor in the U.S.

Mexican migration to the U.S. is sufficiently large and biased towards males as to create substantial community level sex imbalances.² In fact, in the 15 to 64 age bracket Mexico has a lower male-to-female ratio (surplus of females) than any region in the world in 2000.³ In the 15 to 40 age category, almost half of Mexico's 2,445 municipalities have a sex ratio below 90 and only five percent of them over 105. As I will show in more detail in section 3, this is primarily driven by migration to the U.S. rather than sex ratios at birth, selective abortion (infant mortality) or differential mortality.

This inadvertent consequence of Mexico's international migration patterns has been rather under-researched. In this paper, I use a municipal level data set to uncover the effect that sex ratios may have on homicide rates both directly and through the impact of Mexican migration to the U.S. Homicide rates are of interest in and of themselves, but also highly correlated (0.95) with the sum of all violent crimes, including kidnapping and assaults, and can thus be taken as a proxy for general violence. Understanding the

¹ Base on information in Coatsworth (1998) and IMF's International Financial Statistics (2005).

² According to Coale (1991) the "natural" sex-ratio in a stationary population would range from 97.9 and 100.3. The common wisdom on the "natural" overall sex-ratio (across all ages) is that it tends to 100 reflecting the higher mortality of females at childbearing ages and male's shorter life span.

³ According to the United Nations' Demographic Yearbook (2003) the sex ratio in this age category worldwide and for Mexico was 102 and 89 respectively.

determinants of violent crime is of interest to economists not only because it may affect the prospects of investment and economic development at the macro level but also because it affects human behavior directly.

The paper contributes to two strands of literature. First, by exploring the socio-economic and demographic correlates of homicide rates it contributes to the empirical literature on crime, particularly in the context of a developing country where this type of studies are more scarce. Second, and perhaps more importantly, the implications of Mexican emigration flows to the U.S. on the *Mexican* side of the border have just recently been explored. Most studies have tended to focus on migration's effect on the domestic labor supply and the poverty alleviation consequences of increasing monetary remittances from Mexican workers but very rarely on social or other dimensions of this phenomenon.⁴

The motivation for exploring the link between sex ratios and homicides given in part by “testosterone-driven” theories of violent behavior that imply that Mexico's emigration of young males to the U.S. provide a significant escape valve to violent crime. In section 4, I show that for the average Mexican municipality in 2000 there exist a positive and significant empirical correlation between sex ratios and homicide rates. This effect is robust to the introduction of various socio-economic controls and state level fixed effects. I find that this effect is no longer statistically different from zero when using the homicide rate per 100,000 *young males* instead of the overall rate. A significant effect when using *per male* rates would suggest the existence of an *interaction* component to the sex ratio effect, where the surplus of females could be having a taming

⁴ Hanson (2005) studies the effects of migration on the domestic labor supply and Unger (2005) and Esquivel and Pineda-Huerta (2006) study how increasing remittances from Mexican workers residing in the U.S. have helped to alleviate poverty in Mexico.

effect on male's violent behavior either through marriage or reduced social stress associated with finding a mate. Since this is not the case, I call the result found an *incapacitation* effect; one where a decline in the relative number of males reduces homicides rates simply because males are statistically more likely than females to commit or be the victims of homicides. In all, OLS estimates suggest that for the average Mexican municipality, a decline in one male per each hundred females results in a decline of about 0.4 homicides per 100,000 inhabitants.

One potential problem with the results found in section IV is that of endogeneity. If municipal level sex ratios are largely determined by migration and underlying local economic conditions affect both the extent of migration and homicide rates then OLS estimates may be biased. In section 5, I use a two stage instrumental variable approach in order to find the *causal* effect of sex ratios on homicide rates. In my preferred specification I use the incidence of natural disasters at the municipal level as an exogenous migration *push* instrument. Indeed, results suggest that there is a significant crime reducing effect of sex ratios on homicide rates operating through the migration instrument. The magnitude on the IV estimates suggests that OLS estimates are biased downward.

Finally, in section 6, I use a municipal panel data set (1990-2005) to corroborate some of the results of previous sections. The coefficient on sex ratios using municipality specific fixed effects is positive and significant. Again, this effect is no longer there once similar regressions are used on the rate of homicides *per males*. In terms of magnitude, the coefficient of interest is remarkably close to the one obtained in the 2000 cross section, in this case, a decline in one male per each hundred females results in a decline

of about 0.6 homicides per 100,000 inhabitants. In a panel version of the IV procedure used in section 5, although the first stage is not as strong as before, the coefficient of interest is large and significant suggesting again a downward bias in the OLS estimates.

Section 7 concludes that based on the evidence from the empirical exercises presented here, indeed, migration to the U.S. constitutes an “escape valve” to homicides and, more generally violent crime, via the impact it has on the demographic composition at the community level in Mexico.

II. The Mechanics of Sex Ratios and Homicides

Over the last decade, the economics empirical literature on crime has focused on studying the incidence of deterrence and economic factors on crime but relatively little attention has been given to sex ratios.⁵ Furthermore, most studies have been carried out almost exclusively in the context of industrialized economies or cross country studies.⁶ The role of sex ratios on violent crimes in the context of developing countries has been the subject of studies primarily for India. These studies find a significant positive relationship between the male-to-female ratio at the district level and murder rates, in other words, the excess supply of man is positively correlated with violent crimes.

There are several causal interpretations of this finding. On the one hand Oldenberg (1998) suggests that causation runs from violence to sex ratios; he argues that the incidence of homicides leads to stronger preferences for sons who are deemed to be

⁵ For systematic reviews of the empirical literature on crime see, Cameron (1998), Land, McCall and Cohen (1990) and Kposowa, Breault and Harrison (1995). In this context, it is important to note the work by Steven Levitt and coauthors that, by finding exogenous sources of variation determining the level of policing but unrelated to the level of crime, solved a prevalent identification problem in this literature.

⁶ Fajnzylber, Lederman and Loayza (1998, 2000, 2002a, 2002b) explore the empirical determinants of homicide and robbery rates within a sample of developed and developing countries. Authors find that social capital reduces the incidence of violent crime (2000) and that crime is positively related to income inequality, tend to be countercyclical and show a significant amount of inertia (2002a).

better equipped to deal with an already violent environment. On the other hand, Drezé and Khera (2000) seem to prefer the notion that women are biologically less inclined to violent behavior and that larger presence of women (as capture by the sex ratio) leads to lower homicide rates.

Although the notion of a direct effect of sex imbalances on homicide rates has some intuitive appeal, it has never been formalized. As Drezè and Khera (2000) argue, possible rationales includes male competition for females, social stress associated with shortage of females and the taming effects of marriage or female companionship on males. However, part of the problem in formalizing these ideas is that we do not know how and why a shortage of females would translate into more homicides, many of which are unrelated to sexual matters.

In other social sciences, the empirical crime literature tends to agree with the notion of “testosterone-driven” theories of crime.⁷ Recent work by Den Boer and Hudson (2004) links Asia’s increasingly high sex ratios (excess supply of men) with the prospects of sectarian and ethnic violence. The authors refer to males with low probability of having their family tree bear fruit given the shortage of females as “bare branches”. The argument on how “bare branches” may fuel violence is based on the fact that young unmarried males are more likely to incur in socially disruptive behavior.⁸

Given that Mexican migration to the U.S. is primarily composed of young males, we would expect that the *indirect* effect of migration flows via changes in the sex ratios

⁷ For a systematic review of the literature in sociology see Messner and Sampson (1991).

⁸ The type of disruptive behavior that they describe is directly relevant to the incidence of homicides. For instance they argue that: “An unmarried man between 24 and 35 years of age is about three times as likely to murder another male as is a married man the same age” (p.14). Den Boer and Hudson (2002) argue that “It is when young do not marry that socially disruptive behavior is intensified” (p.13-14) and “Married men are less likely than single men of the same age to kill an unrelated male” (p.14).

would actually reduce crime in Mexico either through the change in the demographic composition (*incapacitation*) or through the reduction in violent behavior resulting from social *interaction* in the presence of excess supply of females. One could also rationalize crime reduction using a simple version of Becker's (1968) canonical model of crime.

In Becker's model, for the fraction of the population incurring in a crime to decline one need either higher returns for legal activities or a combination of lower returns to illegal activities and improved enforcement and higher penalties. Mathematically, the marginal criminal follows the following rule:

$$[1] B - pC > W + w,$$

where B represents the pecuniary and non-pecuniary benefits of criminal activities, p is the probability of being subject to a cost C of punishment, W represents the returns from legal activity and w simply adds heterogeneity to avoid trivial solutions.

Consider first the right side of inequality [1]. If migration to the U.S. results in a labor supply shortage then it is reasonable to expect an increase in wages in sending municipalities and thus, according to Becker's model and holding other parameters constant, the proportion of the population incurring in illegal behavior should decline.⁹

Turning to the left side of equation [1], the population involved in criminal activity will increase if B declines or pC increases. Since it is not clear how selective migration may affect policing and enforcement efforts we speculate how returns on crime may be affected by lower sex ratios.¹⁰ Originally, B is meant to capture all the psychic

⁹ In fact, Hanson (2005) shows that, over the 1990s, average hourly earnings in high migration states in Mexico rose over low migration states by 6-9%. Therefore, high migration states may benefit from two crime reducing effects, one coming from wages and another from the change in demographic composition.

¹⁰ Admittedly, it is possible that there is a systematic relation between law enforcement effort, development and migration. However, I will make the case later that this interrelation in Mexico is weak.

and material benefits of crime. Consider refining the definition of the benefits from crime as:

$$[2] B \equiv (1 - p)l - c,$$

where p is as before, l can be interpreted as the psychological or material prize from crime, and c is the cost of perpetrating the crime. Re-writing condition [1] we have that the marginal criminal in this model has a net benefit function:

$$[3] NB = (1 - p)l - c - pC - (W + w).$$

Furthermore, suppose there is a moral threshold m such that individual i commit a crime only if:

$$[4] NB \geq m.$$

Given this simple extension of the model there are a couple of channels through which a biased sex ratio may operate. If, as suggested by Den Boer and Hudson (2002) violent crime increases with the frequency of *interaction* amongst males and from the competition derived from the shortage of females, then l may be lower when there is an excess supply of females. Furthermore, the threshold m may be lower where there is more social interaction amongst unmarried males.¹¹

3. Sex Ratios and Migration in Mexico

The scatter plots shown in Figure 1a in the appendix motivate our inquiry into the role that migration to the U.S. may play on homicide rates *through* its effect on sex ratios. I use data from CONAPO on migration rates at the state level and a comprehensive migration intensity index at the municipal level.¹² All plots clearly show a negative

¹¹ Den Boer and Hudson (2002) suggest that the sole interaction between testosterone driven young males may, by itself, lead to higher probability of conflict: “Men who congregate with men tend to be more sensitive about status and reputation; even if they are not intoxicated with drink or enraged by insult, they instinctively test one another, probing for signs of weakness” (p.15).

¹² The migration intensity index is CONAPO’s summary migration measure capturing: 1) percentage of households receiving remittances from abroad, 2) percentage of households with migrants in the U.S. in the

relationship between sex ratios and Mexican emigration to the U.S., in other words, the relative number of females increases as a state or municipality becomes a more intensive sender of migrants. In the first and second plot I use the rates of migration to the U.S. at the state level and in the third I use CONAPO's migration intensity index at the municipal level. Note that in the first plot, where I use the 15 to 40 age category, the x-axis scale is much more skewed towards a surplus of females than in the second plot where I use the overall sex ratio. This reflects the fact that mortality rates in this age category are slightly higher for males than for females but most importantly because it encompasses males able to perform manual labor which is the demographic group most likely to migrate to the U.S. Indeed, I will show data below that shows that the average Mexican emigrant to the U.S. in the 1990s averaged 30 years of age.

Migration to the U.S. by itself significantly explains over half of the cross-municipal variation in sex ratios in Mexico in 2000.¹³ However, before claiming that migration is the main driver of sex imbalances it is important carefully inspect other potential causes of sex imbalances such as selective infant mortality and abnormal differential mortality between males and females as potential causes. Figure 1 serves this purpose; I particularly focus on the 1990-2005 period as it pertains to the range of the sample used in this paper.

The sex ratio at birth in Mexico can be deemed within the "normal" range established by experts as it has ranged from 107 to 103 during the last forty years.¹⁴ As

last five years, 3) percentage of households with circular migrants in the last five years, that is, household members going back and forward to the U.S. and 4) percentage of households with returning members from the U.S. during the last five years. This is the best migration indicator available from a reliable homogeneous source at the municipal level; unfortunately it is available only for 2000.

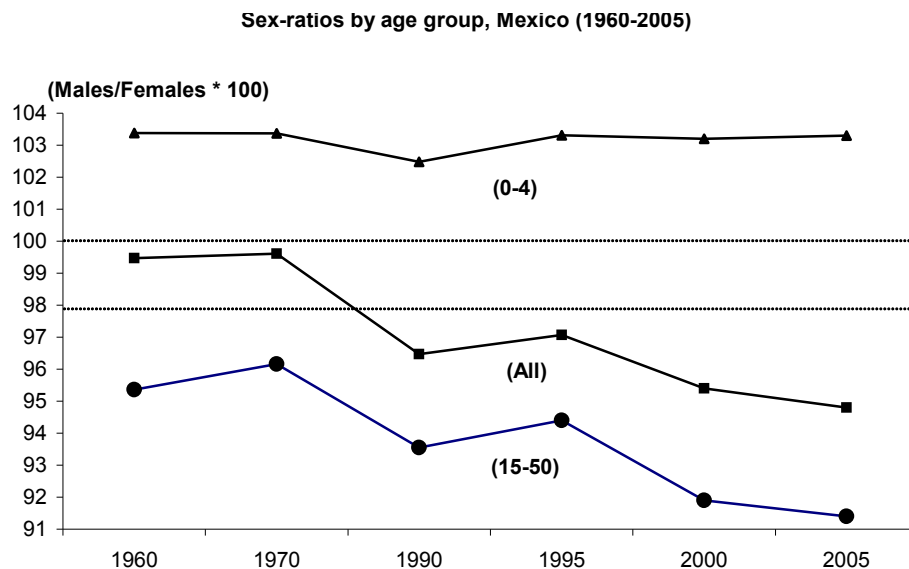
¹³ R² of regressing the sex ratio in the 15-40 age category against CONAPO's migration intensity index.

¹⁴ According to Den Boer and Hudson (2002), the common wisdom regarding "natural" sex ratios at birth is that they range from 105 to 107 males per every 100 females.

opposed to some evidence brought about in the Asian context, historical data on child mortality before the age of one provides no evidence of gender-based abortion.¹⁵ This is consistent with the remarkable stability of the top line in Figure 2 for the 0-4 age category, which is also always within “natural” standards.

Clearly, the shift downward in the second and third lines in Figure 1 relative to the first reflect the fact that for all age categories, except for people over 65 years old, mortality rates for males are higher than for females. However, we find no evidence of differential mortality rates based on gender that would justify the fall in overall sex ratios below the range (97-100) deemed as natural starting in the mid 1980s. Mortality rates for male and females remain relatively stable over the last thirty years and are close to international demographic norms.

Figure 1. Sex-ratios in time (1960-2005), by age groups



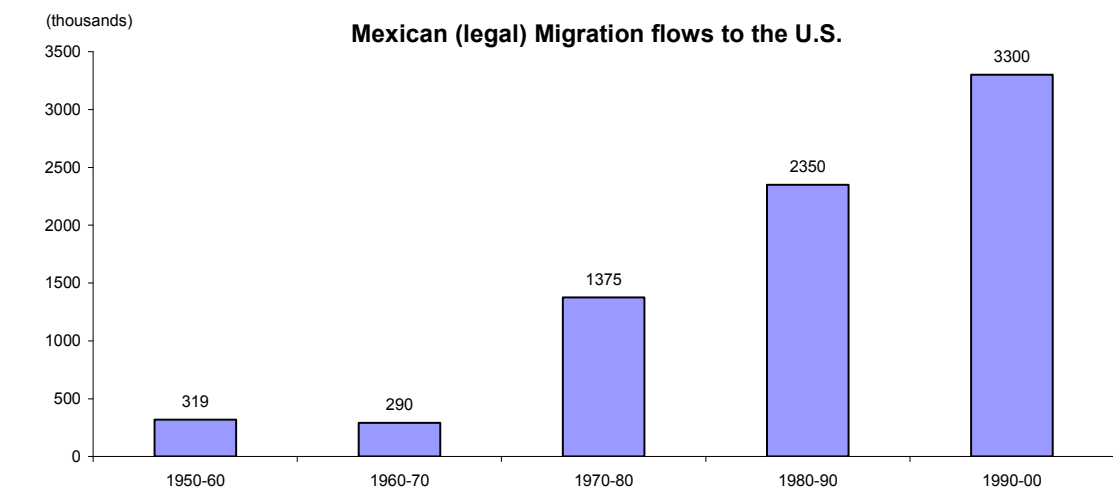
Source: INEGI's Estadísticas Historicas de Mexico.

¹⁵ Based on INEGI's, *Estadísticas Históricas de la Republica Mexicana*.

While it is not possible to infer from Figure 1 alone what the contribution of migration may be to sex ratio imbalances, it is clear that the deficit of males has been increasing over three decades. Overall sex ratios moved from parity (100) in 1970 to 94 in 2000. For the main age group encompassing working age males the sex ratio dropped from 96 in 1970 to 89, lower than any other region in the world covered by the U.N.'s Demographic Yearbook reported in 2000.

Figure 2 suggest that this drastic decline in the sex ratio amongst young adults coincides with a surge in Mexican emigration to the U.S. starting in the 1970s. According to estimates by Mexico's CONAPO, total cumulative Mexican migration to the U.S. increased 1.5 times from the decade of the 1970s to 3.3 million in 1990s. Furthermore, CONAPO estimates that the stock of Mexican-born individuals residing in the U.S. increased 60% in the 1990s and amounts to nearly 9% of Mexico's current population.

Figure 2. Historical Mexican Migration to the U.S.



Source: CONAPO

Mexico's migration to the U.S. is hardly heterogeneous, it has been thoroughly documented to be driven by working age males meeting the demand for manual (unskilled) labor. According to the 2000 census, over 75% of Mexican emigrants to the U.S. were males. Furthermore, data on temporary migrants by the CONAPO's surveys show that throughout the 1990s, out of every 100 Mexican migrants to the U.S. close to 95 were males, they were on average 30 years old and had barely completed, on average, primary school (see Table 1a in the appendix).

The surge in migration throughout the 1990s has resulted in a net decline in the relative number of males at the municipal level in every age category and particularly for young adults. Furthermore, the cross municipal dispersion has also increased along with migration. In my sample of 2,402 municipalities the average sex ratio in the 15 to 40 age group dropped from an already low 94 in 1990 to 90 in 2000 and the cross municipal standard deviation increased from 10.5 in 1990 to 10.8 in 2000.

Given the well documented problem of Mexican illegal immigration to the U.S. how seriously should one take this migration data? The answer is that one should think of CONAPO's migration data as a lower bound estimate. The dramatic surge in the country's workers remittances over the last 25 years suggests that data on migrants could be underestimated.¹⁶ At US\$20 billion per year, Mexico is second only to India in the magnitude of its remittances originating in the U.S., and they now constitute its second largest source of foreign exchange. Furthermore, worker's remittances increased three times during the 1990s alone.

¹⁶ Such a large increase in remittances is unlikely to be fully explained by a gradual increase of the stock of Mexicans living in the U.S. or nominal wage growth. Furthermore, studies show that recent immigrants are more likely to regularly send remittances than migrants who have been in the U.S. long enough and have probably already brought in the members of their immediate families.

4. Cross Sectional OLS Evidence

The focus on the first set of empirical exercise is on explaining cross municipal variation in homicide rates. This approach is suitable because most of the variables of interest change slowly in time and also because some of most interesting and informative socioeconomic controls at the municipal level are the result of a study by CONAPO that is only available for the year 2000. The control variables used are in the same spirit as those in Drezè and Khera (2000) for India and are shown in Table 1.

Table 1. Regression variables and mean values

Variable name	Definitions (all data at the municipal level)	Variable Mean
Dependent Variables		
Crime Rates ^{1/}		
Homicides	Homicides per 100,000 (unweighted annual average 1998-2002, source: INEGI)	20
Per young male	Homicides per 100,000 males in the 15-40 age bracket	79
Violent deaths ^{2/}	Death by aggression per 100,000 (unweighed annual avg. 1998-2002, source: INEGI)	40
Per young male	Violent deaths per 100,000 in the 15-40 age bracket	165
Variable of Interest		
Sex-ratio ^{3/}	Male-female ratio: males per 100 females in 2000	91
Control Variables		
Socio-economic		
GDP per capita	GDP per capita index for 2000 (based on PPP adjusted data, source: CONAPO)	0.55
Employment	% of population employed in 2000 (two minimum wages or more, source: CONAPO)	73
Poverty ^{4/}	CONAPO's municipal "marginalidad" index in 2000 (source: CONAPO)	0.00062
Schooling ^{5/}	% population 6-24 years old in school in 2000 (source: CONAPO)	60
Ethnicity	% of population who speaks an indigenous language in 2000 (source: INEGI)	20
Urbanization	% of localities with population < 5,000 in 2000 (source: CONAPO)	74
Social expenditure ^{6/}	Real per capita expenditure on security and social works (source: INEGI)	317
Migration indicators		
Remittances	% of households receiving remittances from the USA in 2000 (Source: CONAPO)	7.0
Migrants	% of households with members in the U.S. over last 5 years (Source: CONAPO)	7.0
Migration intensity ^{7/}	CONAPO's migration intensity index for 2000	1.04

1/ Homicide rates include sentenced and alleged crimes. Regression results are robust to using sentenced and alleged series individually and annual crime rates instead of five year averages. Total population above 12 years old is used as denominator.

2/ The sex-ratio measure is for population in the 15-40 age interval. For the most part, results are robust to using the "crude" (all population) sex-ratio (mean: 96) and the "broad" (population over 12 years old) sex-ratio (mean:94).

3/ Fatalities due to aggression are a subset of general violent deaths and exclude suicides and other accidents.

4/ This is a comprehensive summary measure including nine indicators: literacy, schooling, employment, income, locality size and housing characteristics as it pertains to sanitary services and dirt floors, drinking water, electricity and sleeping quarters separate from common areas.

5/ Results are robust to using % of population with completed primary school and % of literate population over 15 years old.

6/ Admittedly this is an imperfect measure of security expenditure but is the best one can get at the municipal level. Results are unchanged when using 2000 data instead of a 5-year average centered in 2000.

7/ CONAPO's migration intensity index is a summary measure capturing four indicators: 1) % of households receiving remittances from abroad, 2) % of households with migrants in the U.S. in the last five years, 3) % of households with circular migrants in the last five years, that is, household members going back and forward to the U.S. and 4) % of households with returning members from the U.S. during the last five years.

However, my data base is superior to that used in Drezè and Khera (2000) in two respects. First, it covers the entire country and the unit of analysis is at the municipal level, the smallest possible political division. Higher levels of aggregation, including district and state-level data sets, are likely to miss out local variations in homicide rates and their social context. Second, my data set allows me to use more control variables and state level fixed effects, which should ease concerns on other biases. In addition, as explained in the next sub-section, I work with two different sources on homicide rates. This allows me to validate my results and eases concerns about measurement error.

4.1 Dependent Variables

A well know problem with crime statistics, even within fairly homogenous sample spaces, is that of underreporting and, thus, measurement error. In this study I focus on homicide rates for two reasons. First, it is arguably the crime type imposing the highest social cost on communities. Second, measurement error on homicides is minimized relative to other crime types given that they are least prone to go unreported.

In Mexico, the main source of municipal level homicide data are judicial statistics based on crimes reported to the local prosecutor's office.¹⁷ However, there is perhaps a more reliable source based on death certificates, which distinguishes all "violent deaths due to aggression inflicted by another human being" and its municipality of occurrence. Both types of statistics are compiled by Mexico's Instituto Nacional de Estadística, Geografía e Informática (INEGI). After matching the judicial data available for the 1998-2004 periods I am able to work with 2,402 out of Mexico's 2,445 municipalities. The data on violent deaths by aggression span over 15 years, from 1990 to 2005, and is

¹⁷ Crimes are prosecuted under either federal or common law depending on type and place of occurrence and are reported as having been sentenced or being in the process of sentencing (alleged). The figures used here use the total sum per municipality.

consistently available for 2377 municipalities. Because social and economic factors may not impact crime contemporaneously, I use the average homicide rates and the average rate of violent fatalities for the period of 1998-2002.¹⁸

4.2 Dependent variables

In order to capture the effect of sex ratios on homicide rates an effort is made to control for a variety of socioeconomic characteristics and deterrence factors commonly used in the empirical crime literature.¹⁹ In contrast with the data used in Drezè and Khera (2000) for India, I do have municipal level information on poverty and include also measures on employment and income.

A couple of indicators in Table 1 deserve further elaboration. CONAPO's municipal "marginalization" index which I refer to as poverty is an average measure capturing household's characteristics in terms of access to education, home characteristics (e.g. running water, sewer, dirt floors, crowding, etc.), unemployment and inequality. As defined in footnote 12, CONAPO's migration intensity index is an average measure capturing the contribution to the local rate of population growth of net migration to the U.S. as well as the proportion of household in the municipality receiving remittances or having household members living in the United States. In an attempt to control for deterrence factors I use the real per capita expenditure on security and social

¹⁸ This is the same approach used in Drezè and Khera (2000). Using the crime rates for 2000 rather than the averages in the empirical exercise does not affect the results. Also, results are practically unchanged when one uses sentenced or alleged crimes separately instead of the sum of the two.

¹⁹ I use the 15 to 40 age category for the sex ratio calculation as it makes the most conceptual sense. Using other plausible sex ratio definitions does not alter the results. Similarly, the overall population over 12 years is used as denominator when relevant to calculate rates. This is done to avoid biases introduced by places with a large children population.

works at the municipal level. The prior here is that more expenditure in security should reduce homicides rates.²⁰

4.3 Evidence

The empirical models presented in this section are estimated using OLS with robust standard errors of the following form:

$$y_i = \alpha + X_i\beta + (M_i / F_i)\chi + D_j\delta + \varepsilon_i$$

where y_i is the number of homicides per 100,000 inhabitants at municipality i , X is a vector of socioeconomic and deterrence factors, χ is the coefficient of interest on the municipal level sex ratio in the 15-40 age category, D is a dummy variable taking the value of 1 for all municipalities in state j and 0 otherwise, and ε is an i.i.d. error term.

4.3.1 Homicide rates

Table 2 presents the first set of results for homicide rates. From the first three specifications one may conclude that, as expected, there is a significant positive empirical correlation between sex ratios and homicide rates. Statistical significance seems robust to the introduction of socioeconomic and deterrence factors but vanishes once one control for state level fixed effects. As I will show in the next sub-section, when results are discussed in greater detail, the effect survives the introduction of state level fixed effects when I use violent deaths by aggression as dependent variable. As I will argue below, this may be a more accurate approximation to the true municipal level homicide rate because it is independent of peculiarities of the legal systems and definitions at the state level.

²⁰ Clearly, there is a simultaneity issue with this variable. Increased security expenditure may or may not reduce crime, but certainly is an increasing function of the crime rate. Levitt (1995) uses the timing of political elections to identify the effect of policing on crime. Instead of using expenditure averages, we tried 2000 data, as it coincided with a Presidential election in a country that back then was basically dominated by one party; the results were basically unchanged. This is an imperfect instrumentation of Levitt's procedure but yet a valid check.

However, the result in specification (3) is important in reference to previous work by Drezé and Khera (2000) where they use similar judicial records and failed to control for fixed effects in a more aggregated sample (district level) and a larger and more heterogeneous country (India).

Specifications (4) and (5) in Table 1, use the homicide rate per 100,000 *males* as the dependent variable. The coefficient of the sex ratio measure is indistinguishable from zero in both specifications. This suggests that the effect found in (1) and (2) is likely to be the result of the “*incapacitation*” effect of predominantly male migration rather than due to a reduction in violence *per male*.

Table 2. Correlates of homicide rates, municipal data 2000 Mexico.

Dependent variable:	Homicides per 100,000 inhabitants			Per 100,000 young males	
	(1)	(2)	(3)	(4)	(5)
Sex-imbalance					
Male-female ratio	0.15*** (2.58)	0.15*** (2.62)	0.03 (0.44)	0.14 (0.53)	-0.32 (-1.00)
Control Variables					
GDP per capita	-2.19 (-0.19)	2.16 (0.22)	31.48*** (2.58)	-16.75 (-0.37)	93.85* (1.80)
Employment	-0.59*** (-6.94)	-0.57*** (-6.29)	-0.23*** (-2.84)	-1.80*** (-4.35)	-0.49 (-1.44)
Poverty	15.29*** (6.60)	15.36*** (6.80)	16.95*** (6.39)	49.71*** (4.64)	54.27*** (4.20)
Schooling	-0.34* (-1.69)	-0.35* (-1.73)	-0.33 (-1.28)	-1.45 (-1.34)	-1.57 (-1.09)
Urbanization	-0.032** (-2.08)	-0.05*** (-2.63)	-0.13*** (-6.77)	-0.13*** (-1.50)	-0.41*** (-5.88)
Ethnicity	-0.11*** (-4.17)	-0.11*** (-4.13)	-0.11*** (-3.48)	-0.44*** (-3.98)	-0.46*** (-3.48)
Social expenditure		.010 (1.60)	0.009 (1.28)	0.057 (1.63)	0.055 (1.37)
State-level fixed effects	No	No	Yes	No	Yes
R^2	0.09	0.10	0.18	0.07	0.14
N	2402	2386	2386	2386	2386

Note: t-ratios in italics; significance at 1%(***) , 5%(**) and 10%(*) levels.

Clearly, there may be several problems with the regressions shown above. The next section focuses on the issue of underreporting. Typically, measurement error of the dependent variable does not lead to serious estimation biases as long as it is not correlated with the independent variables. Unfortunately, it is likely that measurement error in the present case is correlated with such regressors such as urbanization, schooling, income and others. To address this issue I use data on “violent deaths due to aggression by another human being” recorded by INEGI’s vital statistics directly from death certificates. Villarreal (2002) points out that “this is the best source for homicide rate in Mexican municipalities because, unlike estimates based on crimes reported by the [state] prosecutor’s office, they are not affected by state-level differences in the legal definition of homicide or biases in the prosecution of defenders”.

4.3.2 Addressing Measurement Error (Violent Deaths by Aggression)

The specifications in Table 3 are in exactly the same spirit as those in Table 2 except that now, the rate of violent deaths per 100,000 inhabitants is used as a dependent variable. The coefficient of interest now enters the model significantly at the 3% confidence level and with the correct sign even once state level fixed effects are controlled for. Specification (3) implies that for the average municipality in Mexico losing one male per 100 females translates into a reduction of 0.43 violent deaths by aggression per each 100,000 inhabitants over the age of 12. Specifications (1) through (3) suggest that real GDP per capita, urbanization and social expenditure per capita are significant determinants of violent death rates in Mexico. However, real GDP per capita is not statistically different from zero once one control for state level fixed effects. Interestingly, results imply that violent deaths are an increasing function of social

expenditure and decreasing on the level of urbanization.²¹ Contrary to what Becker model would predict, neither employment nor poverty indicators enter models (1)-(3) in a significant way.

Specifications (4) and (5), where the rate of violent deaths per *male* is used, yield similar results as before; with and without state level fix effect, the coefficient on sex ratios is statistically indistinguishable from zero. Interestingly, in addition to urbanization and social expenditure, poverty is now a significant correlate of homicide rates.²²

Table 3. Correlates of mortality rates (violent deaths), municipal data 2000 Mexico.

Dependent variable:	Violent Deaths per 100,000 inhabitants			Per 100,000 young males	
	(1)	(2)	(3)	(4)	(5)
Sex-imbalance					
Male-female ratio	0.44*** (3.19)	0.50*** (3.66)	0.43** (2.23)	0.43 (0.65)	-0.032 (-0.04)
Control Variables					
GDP per capita	-117.7** (-2.37)	-115.0** (-2.21)	-51.7 (-0.78)	-574.5** (-2.83)	-347.9 (-1.38)
Employment	-0.17 (-0.95)	-0.087 (-0.46)	0.13 (0.40)	0.59 (0.76)	1.23 (0.96)
Poverty	-2.61 (-.75)	-4.19 (-1.21)	-1.28 (-0.35)	-50.02*** (-3.00)	-41.98** (-2.34)
Schooling	0.53 (1.58)	0.45 (1.32)	0.037 (0.10)	2.55* (1.86)	0.60 (0.41)
Urbanization	0.36*** (6.10)	0.31*** (5.67)	0.19*** (4.02)	1.52*** (6.89)	1.04*** (5.06)
Ethnicity	0.13 (1.06)	0.14 (1.12)	-0.12 (-0.86)	0.80 (1.64)	-0.35 (-0.65)
Social expenditure		0.033*** (3.10)	0.043*** (3.83)	0.17*** (3.25)	0.23*** (3.89)
State-level fixed effects	No	No	Yes	No	Yes
R ²	0.09	0.10	0.20	0.13	0.24
N	2002	1986	1986	1986	1986

Note: t-ratios in italics; significance at 1%(***), 5%(**) and 10%(*) levels.

²¹ The variable “urbanization” captures the proportion of the population within each municipality leaving in rural communities (< 5,000 inhabitants) and, thus, a positive coefficient means that homicide rates are a decreasing function of urbanization (people living in communities > 5,000 inhabitants).

²² The sign is as expected; since poorest municipalities carry a negative index score, poverty is associated with higher homicide rates.

In all, results in this section suggest there is a positive and statistically significant empirical correlation between municipal level sex ratios and rates of violent deaths by aggression. The fact that violence *per male* is not explained by sex ratios in our sample suggest that this correlation is driven by an *incapacitation* effect whereby lower sex ratios translate into reduced violence simply because males are more likely to incur in violent behavior rather by a reduction in violence *per male* induced by the taming effects of marriage or a less competitive mating environment, associated with female surpluses.²³

Results thus far have addressed a potential measurement error problem by using a second, more refined dependent variable. However, one potential problem remains. If municipal level sex ratios are largely determined by migration and underlying local economic conditions affect both the extent of migration and homicide rates then OLS estimates may be biased. In the next section, I use a two stage instrumental variable approach in order to isolate the *causal* effect of sex ratios on homicide rates.

5. Cross Sectional IV Evidence and causation

In order to get to the *causal* effect that Mexican emigration to the U.S. may have on crime via sex ratios I run the following two-stage OLS procedure with heteroskedastic-consistent standard errors:

$$\text{First stage: } (M_i / F_i) = \alpha + X_i\beta + Z_i\phi + D_j\delta + \zeta_i$$

$$\text{Second stage: } y_i = \alpha + X_i\beta + \overline{(M_i / F_i)}\kappa + D_j\delta + \psi_i$$

²³ I do not discard the existence of such *interaction* effect that would reduce homicide rates per males. In fact, I do not think that the evidence presented thus far rules it out. However, it remains speculative at this point how sex ratios affect homicide rates per male. A closer inspection into this issue is left for future research.

In the first stage regression the municipal level sex ratio is regressed against a set of controls X (the same as those included in the second stage regression) and a vector Z of instrumental variables, and as before, D is a dummy variable taking the value of 1 for all municipalities in state j and 0 otherwise. $\overline{(M_i / F_i)}$ is the fitted value of the first stage regression and the new variable of interest in that it captures the, arguably, exogenous effect of migration on homicides via sex ratios. Our prior here is for κ to have a positive sign. This is consistent with the sociological literature in that we expect that Mexico's predominantly male migration should have a reducing impact on crime via the change that it has on average in the demographic composition of municipalities.

5.1 Migration Intensity Instruments

In specifications (1) and (2) of Table 4, I use the percentage of households within the municipality with family members residing in the U.S. and CONAPO's migration intensity index. Admittedly, these are less than perfect instruments because sending municipalities may be economically worse off, thus making it difficult to identify whether homicide rates responds to sex ratio imbalances or simply to local economic conditions. I include these specifications because, contrary to what one may think, at the municipality level, migration intensity is weakly and negatively correlated with per capita GDP (-0.01) and weakly and positively correlated with HDI (0.04). Indeed, Figure 2a in the appendix plots migration rates against GDP per capita and human development at the state level. From these, one can conclude that migration do not necessarily respond to economic conditions. Keeping in mind that the northern part of Mexico is significantly more developed economically than the south, Figure 2b in the appendix suggest that states in the central portion of Mexico's income distribution are the most intensely

senders of migrants to the U.S. (left) and that there is a significant amount of municipal variation (right) even within these states.

Not surprisingly, Table 4 show a very strong and significant first stage relationship between sex ratios and migration indicators. These estimates are not my preferred specification given concerns alluded above. However, I would note that the coefficients of interest are both positive, significant and their magnitude suggests that the equivalent OLS estimates on homicide rates (Table 2) are biased downward.

Table 4. IV estimation, municipal data 2000 Mexico

Dependent Variable:	Homicides	Homicides	Homicides	Violent Deaths	Violent Deaths*
	(1)	(2)	(3)	(4)	(5)
Instrumental Variable:	% HH w/ family in U.S.	CONAPO's Migration Intensity	Any Natural Disaster in 1999	Any Natural Disaster in 1999	Any Natural Disaster in 1999
First stage	-0.81*** <i>(-23.69)</i>	-4.86*** <i>(-21.67)</i>	-0.99** <i>(-2.40)</i>	-0.99** <i>(-2.40)</i>	-0.99** <i>(-2.40)</i>
R^2	0.52	0.47	0.32	0.32	0.32
N	2178	2386	2386	2386	2386
Sex-imbalance					
Male-female ratio	0.24** <i>(2.35)</i>	0.24* <i>(1.82)</i>	1.66* <i>(1.62)</i>	2.00 <i>0.78</i>	6.52** <i>(2.33)</i>
Control Variables					
GDP per capita	39.12*** <i>(3.68)</i>	27.60 <i>(2.30)</i>	1.58 <i>(0.07)</i>	-78.0 <i>(-0.52)</i>	-199.2** <i>(-2.87)</i>
Employment	-0.22*** <i>(-2.78)</i>	-0.25*** <i>(-3.00)</i>	(-0.37)*** <i>(-3.15)</i>	(-0.006) <i>(-0.01)</i>	-0.13* <i>(-0.41)</i>
Poverty	18.46 <i>(9.00)</i>	16.35*** <i>(6.09)</i>	12.33*** <i>(2.78)</i>	-5.13 <i>(-0.32)</i>	-35.0*** <i>(-3.24)</i>
Schooling	-0.055 <i>(-0.50)</i>	-0.32 <i>(-1.25)</i>	-0.52 <i>(-1.00)</i>	0.14 <i>(0.29)</i>	-0.17* <i>(-0.45)</i>
Urbanization	-0.13*** <i>(-6.86)</i>	-0.12*** <i>(-6.81)</i>	-0.11*** <i>(-5.12)</i>	0.21*** <i>(3.07)</i>	-0.22*** <i>(3.44)</i>
Ethnicity	-0.079** <i>(-2.17)</i>	-0.104*** <i>(-3.36)</i>	-0.070* <i>(-1.81)</i>	-0.083 <i>(-0.62)</i>	0.014 <i>(0.08)</i>
Social expenditure	0.005** <i>(2.01)</i>	0.009 <i>(1.26)</i>	0.008 <i>(1.15)</i>	0.042*** <i>(3.30)</i>	0.104 <i>(5.04)</i>
State-level fixed effects	Yes	Yes	Yes	Yes	Yes
R^2	0.24	0.24	0.18	0.20	0.20
N	2178	2178	2386	1986	2361

Note: t-statistics in italics. Statistically significant at 5% in a box.

* Includes all violent deaths including suicides and non-traffic accidents.

5.2 Exogenous Migration *Push* Instrument: Natural Disasters

In specification (3) through (5) I use data on the occurrence of natural disasters at the municipal level in 1999 as an exogenous migration *push* instrument.²⁴ The instrument is a dummy variable taking a value of 1 if any natural disasters were registered during 1999. In all, about 500 municipalities register natural disasters for this year. There are two critical assumptions for the validity of this instrument. First, a one- year lag relative to the general data set is used assuming that this is approximately the average time lag needed to migrate after a natural disaster takes place. Second, and perhaps more controversially, I assume that the economic distress followed by a natural disaster may affect material crimes such as robberies but is unrelated to violent behavior.²⁵

Specification (3), (4) and (5) use as dependent variables the rates of homicides, violent deaths by aggression and general violent deaths (including suicides but excluding traffic accidents), respectively. The first stage regression is significant and with the expected sign. Although the coefficient of interest in specification (4) is not very precisely estimated, the balance of the evidence presented here suggest that there is indeed a *causal* effect of sex ratios on violent crime operating through migration. Furthermore, IV estimates suggest that OLS estimates are biased downward.

²⁴ The data on natural disasters is by desinventar.org. They use 14 different classifications ranging from droughts to floods and earthquakes.

²⁵ To assess the validity of this assumption one may run state level fix effect regressions on homicide and robbery rates entering directly the natural disaster instrument, in addition to all the available control variables. From running this exercise, I find that there exist a large, positive and statistically significant empirical correlation between robbery rates per 100,000 inhabitants and the natural disaster dummy variable. On the other hand, the empirical correlation, controlling for socioeconomic characteristics and state level fix effect, between natural disasters and homicide rates is statistically undistinguishable from zero. Alternatively one may also use the predicted residuals from a regression of homicides on natural disasters as an instrument. The interpretation here is that the component of natural disasters unrelated to homicide rates is used as an instrument for sex ratios. After running this exercise, the conclusions presented in this paper are unchanged.

6. Panel evidence

I use Mexico's 1990 and 2000 censuses along with INEGI's 1995 and 2005 population and housing surveys to construct a panel data set. Although the information in the panel is not as detailed as the one in the 2000 cross section, one advantage of using panel data is that it is possible to control for time-invariant unobservable factors at the municipal level, which in the case of Mexico's multi-cultural and multi-ethnic society may be relevant. In addition, the time dimension of the panel also allows me to control for year specific unobservable factors. These exercises should serve as a robustness check to the cross-sectional findings. A subset of the variables shown in Table 1 is used; the main components missing in the panel are income level and employment, which are not available in the 1995 and 2005 population surveys.

The models take the following form:

$$y_{it} = \alpha + X_{it}\beta + (M_{it} / F_{it})\chi + \eta_i + \varepsilon_{it}$$

where y_{it} is the rate of violent deaths per 100,000 people at municipality i and time period t ; X_{it} is a vector of municipal level regressors followed throughout the 1990-2005 period, this include: literacy, level of urbanization, ethnicity and real per capita expenditure in security and public works; χ is again our coefficient of interest variable of interest, η is a vector of municipal-specific unobservable factors that are assumed constant in time and ε is an i.i.d. error.

Initially, I applied three different estimation procedures to the panel: pooled OLS with municipal level dummy variables, fixed and random effects models. However, I restrict my attention to municipal level fixed effect models in this section because

Hausman tests show that, although more efficient, random effects estimates are inconsistent.

Table 5. Panel estimation, municipal level data 1990-2005

Estimation Method: Fixed Effects				
Dependent Variable: Violent Deaths by Aggression per 100,000 inhabitants				
	(1)	(2)	(3)	(4)
Sex-imbalance				
Male-female ratio (level)	0.61*** (6.41)	0.35 (0.76)	0.14 (1.40)	21.6*** (3.04)
Control Variables				
Literacy	2.77*** (12.86)	9.27*** (8.95)	0.65** (2.30)	3.15*** (3.61)
Urbanization	0.10 (1.31)	0.42 (1.12)	0.021 (0.27)	0.36*** (2.64)
Ethnicity	0.39* (1.64)	3.31** (2.92)	0.22 (0.93)	1.32 (3.03)***
Social expenditure	-0.080 (-8.52)	-0.36** (-7.90)	-0.043*** (-4.22)	0.078* (1.89)
<i>First Stage: Disaster</i>				0.38 (1.20)
<i>Time dummies</i>	No	No	Yes	Yes
<i>N</i>	9526	9526	9526	9526

Note: t-ratios in italics; significance at 1%(***) , 5%(**) and 10%(*) levels.

(2) Dependent variable is violent deaths per 100,000 males

(4) IV estimation.

Specification (1) in Table 5 corroborates the cross sectional results. Even after one controls for municipal level fixed effects, there is a positive and significant correlation between sex ratios and the rate of violent deaths. The magnitude of the coefficient of interest in the vicinity of those reported in Table 3. The coefficient is reduced to about a fifth of its size once one introduces time dummies into the analysis and it is less precisely estimated (3). Specification (2) confirms that the sex ratio effect is

likely to be due to *incapacitation* of males since the coefficient of interest is statistically insignificant when we use the rate of violent deaths *per male*. Finally, in the equivalent two stages IV estimation used in section 5, although the first stage procedure is not as strong as in the cross section, the result suggest that there exists a *casual* effect running from sex ratios to violent deaths. Given that the instrument used is an exogenous migration *push* factor, we are in effect capturing the effect that migration to the U.S. has on homicide rates via the changes it induces on the demographic composition at the local level in Mexico. As before, results seem to be consistent with “testosterone-driven” theories of violent crime which imply that migration does provide Mexico with a significant escape valve to crime.

7. Conclusion

This paper explores empirically the connection between Mexico’s predominantly male emigration flows, the resulting sex imbalances and homicide rates at the municipal level. The data set used in this study is superior to others used in the existing empirical crime literature for developing countries in two respects. First, two different variables are available to capture the rate of homicides at the smallest possible unit, which allows me to validate my findings and alleviate measurement error concerns. Second, the panel dimension of the data set allows me to control for unobservable factors at the municipality level, which should further ease concerns on spurious results and other omitted variable biases.

My findings tend to be consistent with “testosterone-driven” theories of crime and suggest that Mexican migration to the U.S. does provide Mexico with an escape valve to

violent crime. My preferred OLS estimation suggests that a reduction in one male per every 100 females results in a reduction of 0.4 homicides per 100,000 inhabitants over the age of 12. Fixed effect panel estimates place this effect at 0.6 homicides per 100,000 inhabitants. In both panel and cross sectional exercises the evidence for an effect of sex ratios on homicide rates *per males* was much weaker. This leads me to conclude that the resulting surplus of females resulting from Mexico's migration patterns has a reducing *incapacitation* effect on crime via the reduction in the number of young males rather than a taming effect on male violence *per se*. The greatest room for improvement of this paper is on the proper instrumentation of the sex ratio at the municipal level. As a first attempt I have argued that one can use natural disasters as an exogenous migration *push* instrument to obtain the *causal* effect of sex ratios on crime. Both panel and cross sectional evidence suggests that, indeed, there is a causal effect running from sex ratios to homicide rates operating through the migration instrument. The magnitude on the IV estimates suggests that OLS estimates may be biased downward.

Bibliography

- Arango-Duran, Arturo, “Indicadores de Seguridad Publica en México: La Construcción de un Sistema de Estadísticas Delictivas”, USMEX 2003-04 Working Paper Series, 2003.
- Becker, Gary S., “Crime and Punishment: An Economic Approach”, *The Journal of Political Economy*, Vol. 76, No. 2. (Mar.-Apr., 1968), pp. 169-217.
- Becker, Gary S., “A Theory of Marriage: Part I”, *the Journal of Political Economy*, Vol. 81, No.4 (Jul.-Aug., 1973), pp. 813-846.
- Becker, Gary S., “A Theory of Marriage: Part II”, *the Journal of Political Economy*, Vol. 82, No.2 (Mar.-Apr., 1974), pp. S11-S26.
- Becker, Gary S., “A Treatise on the Family”, Cambridge: Harvard University Press, 1981.
- Butcher, Kristin F. and Anne Morrison Piehl, “Recent Immigrants: Unexpected Implications for Crime and Incarceration”, NBER Working Paper No. 6067, June 1997.
- Cameron, S., “The economics of Crime Deterrence: A Survey of Theory and Evidence”, *Kyklos International Review for Social Science*, Vol. 41 (1988), pp. 301-323.
- Coale, Ansley J., “Excess Female Mortality and the Balance of the Sexes in the Population: An Estimate of the Number of “Missing Females””, *Population and Development Review*, Vol.17, No.3 (September 1991), pp. 517-523.
- Coatsworth, John H., “Economic and Institutional Trajectories in Nineteenth Century Latin America”. In Coatsworth, John H. and Taylor, Alan M., ed., *Latin America and the world economy since 1800*. Harvard University David Rockefeller Center for Latin American Studies and Harvard University Press, 1998.
- Cullen, Julie B. and Steven D. Levitt, “Crime, Urban Flight, and the Consequences for Cities”, *The Review of Economics and Statistics*, Vol. 81, No.2 (May 1999), pp.159-190.

- Den Boer, Andrea and Valerie M. Hudson, “The Security Threat of Asia’s Sex Ratios”, *SAIS Review of International Affairs*, Vol. 24, No. 2 (Summer-Fall 2004), pp. 27-43.
- Den Boer, Andrea and Valerie M. Hudson, “A Surplus of Men, A Deficit of Peace”, *International Security*, Vol. 26, No.4 (Spring 2002), pp.5-38.
- Drezè, Jean and Reetika Khera, “Crime, Gender and Society in India: Insights from Homicide Data”, *Population and Development Review*, Vol. 26, No.2 (Jun., 2000), pp. 355-352.
- Donohue III, John J. and Steven D. Levitt, “The Impact of Legalized Abortion on Crime”, *The Quarterly Journal of Economics*, Vol. 116, No. 2 (May 2001), pp.379-420.
- Esquivel, Gerardo and Alejandra Huerta-Pineda, “Remittances and Poverty in Mexico: A Propensity Score Matching Approach”, Mimeo, El Colegio de Mexico, September 2006.
- Fajnzylber, Pablo, Daniel Lederman and Norman Loayza, “Determinants of Crime Rates in Latin America and the World”, Washington, D.C., World Bank, 1998.
- Fajnzylber, Pablo, Daniel Lederman and Norman Loayza, “Crime and Victimization: An Economic Perspective”, *Economia*, Vol. 1, Fall 2000, pp. 219-302.
- Fajnzylber, Pablo, Daniel Lederman and Norman Loayza, “What Causes Violent Crime”, *European Economic Review*, Vol. 46, (2002), pp. 1323-1357.
- Fajnzylber, Pablo, Daniel Lederman and Norman Loayza, “Inequality and Violent Crime”, *Journal of Law and Economics*, Vol. 45, (April 2002), pp. 1-40.
- Glaeser, Edward L, Bruce Sacerdote and Jose A. Scheinkman, “Crime and Social Interactions”, *The Quarterly Journal of Economics*, Vol. 111, No.2 (May, 1996), pp. 507-548.
- Glaeser, Edward L., “An Overview of Crime and Punishment”, March 1999. Mimeo, Harvard University.
- Glaeser, Edward L, Bruce Sacerdote and Jose A. Scheinkman, “The Social Multiplier”, NBER Working paper No. 9153, September 2002.

- Hanson, Gordon H., “Emigration, Labor Supply, and Earnings in Mexico”, NBER Working paper No. 11412, June 2005.
- Heinemann, Alessandra and Dorte Verner, “Crime and Violence A Literature Review of Latin America and the Caribbean”, World Bank Policy Research Working Paper 4041, October 2006.
- Kposowa, Augustine J., Kevin. D. Breault and Beatrice M. Harrison, “Reassessing the Structural Covariates of Violent and Property Crimes in the USA: A County Level Analysis”, *The British Journal of Sociology*, Vol. 46, No.1. (Mar., 1995), pp. 79-105.
- Land, Kenneth C., Patricia L. McCall, Lawrence E. Cohen, “Structural Covariates of Homicides Rates: Are There Any Invariances Across Time and Social Space”, *The American Journal of Sociology*, Vol. 95, No. 4. (Jan., 1990), pp. 922-963.
- Lederman, Daniel, Norman Loayza and Ana Maria Menendez, “Violent Crime: Does Social Capital Matter?” *Economic Development and Cultural Change*, Vol. 50, No. 3, 2002, pp.509-539.
- Levitt, Steven D. 1999. “The Changing Relationship Between Income and Crime Victimization”, *FRBNY Economic Policy Review*, September 1999, pp. 87-98.
- Levitt, Steven D. and Sudhir A. Venkatesh, "An Economic Analysis of a Drug-Selling Gang's Finances", *The Quarterly Journal of Economics*, Vol. 115, (August 2000), pp. 755-89.
- Levitt, Steven D., “The Relationship Between Crime Reporting and Police: Implications for the Use of Uniform Crime Reports”, *Journal of Quantitative Criminology*, Vol. 14, No. 1, 1998.
- Levitt, Steven D., “Using Electoral Cycles in Police Hiring to Estimate the Effect of Police on Crime”, NBER Working paper No. 4991, January 1995.
- Messner, Steven F. and Robert J. Sampson, “The Sex-Ratio, Family Disruption, and Rates of Violent Crime: The Paradox of Demographic Structure”, *Social Forces*, Vol. 69, No. 3. (Mar., 1991), pp. 693-713.
- Mishra, Prachi, “Effect of Emigration on Wages in Developing Countries: Evidence from Mexico”, Columbia University Manuscript.

- Newman, Graeme (Editor), “Global Report on Crime and Justice”, published for the United Nations Office for Drug Control and Crime Prevention, Centre for International Crime Prevention. Oxford University Press, 1999.
- Norberg, Karen, “Partnership Status and the Human Sex Ratio at Birth”, NBER Working Paper No.10920, November 2004.
- Oldenburg, Philip, “Sex-ratio, Son Preference and Violence in India: A Research Note”, *Economic and Political Weekly* 5-12 (December 1992), pp. 2651-2662.
- Piccato, Pablo, “A Historical Perspective on Crime in Twentieth-Century Mexico City”, USMEX 2003-04 Working Paper Series, 2003.
- Platt-Boustan, Leah, “Was Postwar Suburbanization “White Flight”? Evidence from Black Migration”, Harvard University manuscript.
- Qian, Nancy, “Missing Women and the Price of Tea in China: The Effect of Sex-Specific Earnings on Sex Imbalance”, October 2005, Mimeo, MIT.
- Ritcher, Susan M., J. Edward Taylor and Antonio Yunez-Naude, “Impacts of Policy Reforms on Labor Migration From Rural Mexico to the United States”, NBER Working Paper No. 11428, June 2005.
- Unger, Kurt, “Regional Economic Development and Mexican Out-migration”, NBER Working Paper No. 11432, June 2005.
- Villarreal, Andres, “Political Competition and Violence in Mexico: Hierarchical Social Control in Local Patronage Structures”, *American Sociological Review*, Vol. 67, No. 4, (Aug., 2002), pp. 477-498.

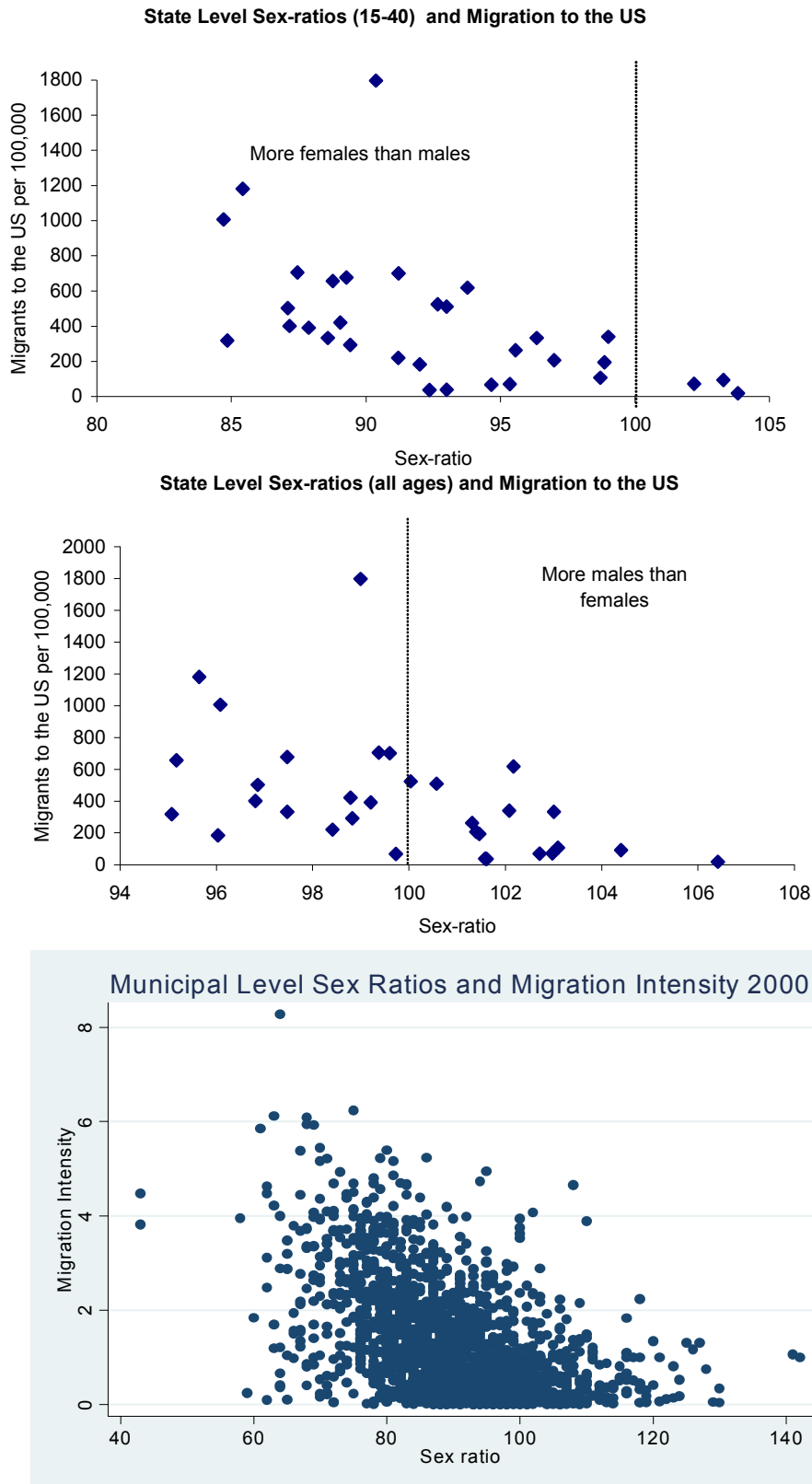
Appendix

Table 1a. Socio-demographic characteristics of Mexican Migrants to the U.S.

	1993 - 1997	1998 - 2001	2001 - 2003
Gender (%)			
Males	97.6	93.1	94.2
Age (%)	100.0	100.0	100.0
From 25 to 44	60.2	64.4	62.7
Over 45	10.6	13.8	14.1
Average age (years)	31.1	33.2	33.3
Schooling (%)	100.0	100.0	100.0
Literate	92.9	95.1	96.2
Average schooling (years)	6.0	6.5	6.8
Married (%)	62.5	65.1	71.0
Head of household (%)	68.5	69.2	70.4
Speaks indigenous language (%)	---	7.1	3.7

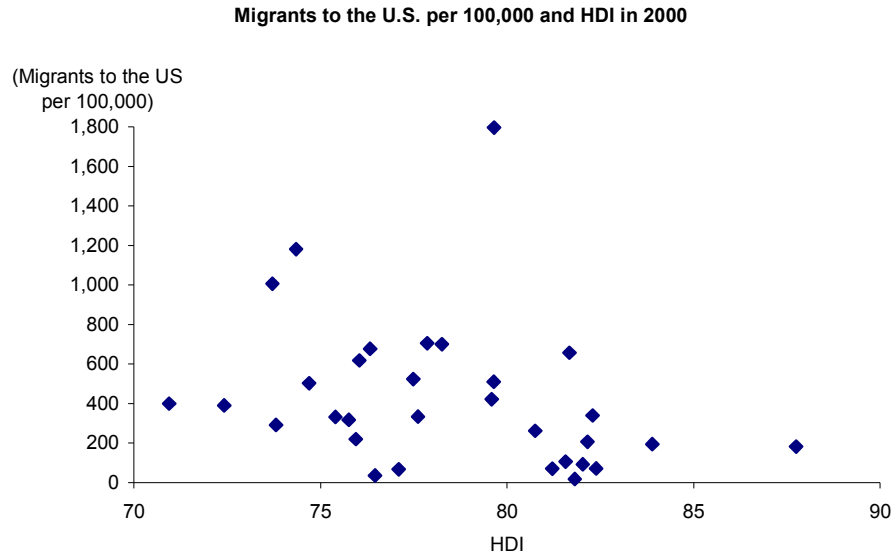
Source: estimates by the Mexican Council of Population (CONAPO) based on internal surveys, www.conapo.gob.mx.

Figure 1a. Migration and Sex-Ratios in 2000 at state and municipal



Source: INEGI, CONAPO and my calculations.

Figure 2a. Migration and economic development, by state



Migrants to the U.S. per 100,000 and GDP per capita in 2000

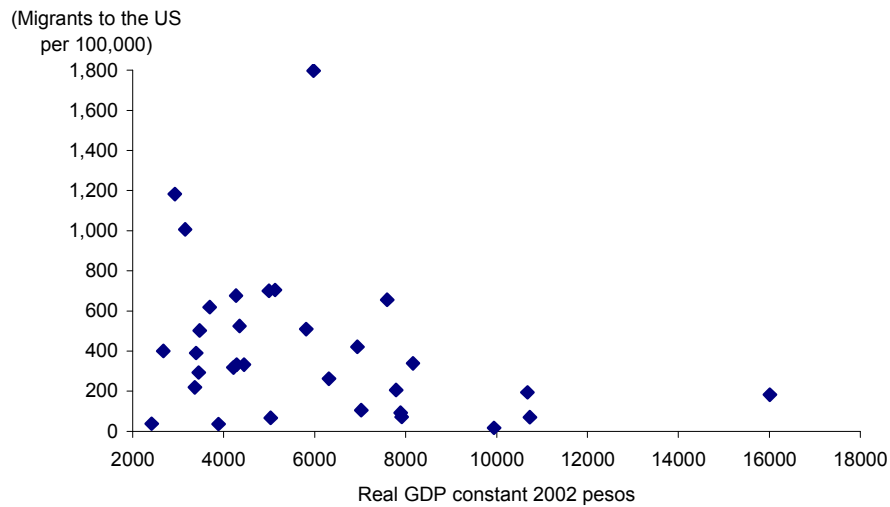


Figure 2b. Intensity of migration to the U.S. by state and municipality, 2000

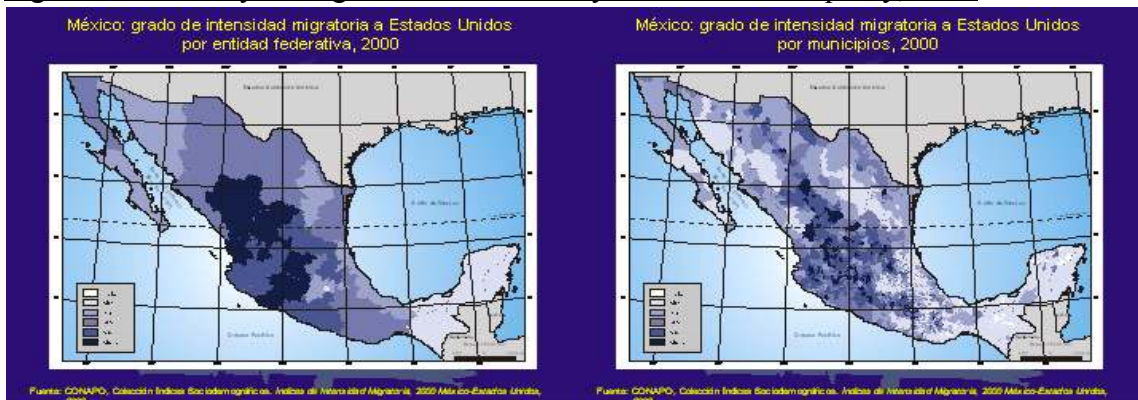


Table 2a. Municipal level summary statistics, 2000 sample

Variable	Obs	Mean	Standard Dev.	Min	Max
Homicide	2402	20.1	28.8	0	655.7
per young male	2402	79.3	124.6	0	3636
Death by agression	2002	39.9	70.3	1.4	2024
per young male	2002	164.8	293.2	4.2	7500
GDP per capita	2402	0.6	0.1	0.07	1.0
Schooling	2402	60.3	6.3	27.5	87.1
Urbanization	2402	74.2	34.1	0	100
Poverty	2402	0.0006	1.0	-2.4	3.4
Ethnicity	2402	20.5	32.4	0	100
Employment	2402	73.1	16.6	18.4	98.9
Remittences	2240	7.0	7.8	0.02	53.7
Migrants	2194	7.0	6.9	0.02	46.7
Migration intensity	2402	1.0	1.1	0	8.3

Table 3a. Panel (1990-2005) summary statistics

Variable	Obs	Mean	Standard Dev.	Min	Max
Homicide	9590	22.7	39.7	0	926.3
per young male	9589	86.2	188.4	0	7639
Death by agression	9590	41.1	71.5	0	2024
per young male	9590	160.4	318.3	0	7500
Literacy	9590	18.3	11.9	0.8	83.4
Urbanization	9590	74.8	33.9	0	100
Ethnicity	9590	20.4	32.6	0	100
Expenditure	9526	38.2	71.1	0	5141